

257.00 mm

257.00 mm

# FABER



## FABER

### AUTOMATIC ELECTRIC KETTLE Model no : FK 5006

Owner's Manual

Please read the manual carefully before operating your set

Retain for future reference


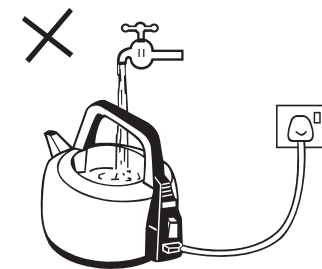
Record model number and serial number of the set

See the label attached on the set quote this information to your dealer when you require service

For The Warranty Terms & Conditions, Please Refer To Warranty Certificate

#### CAUTION

1. Ensure there is enough water when plugged in. Do not ever tried to add or pour water when kettle switch is on.
2. Do not switch on the kettle when it is empty.
3. Do not leave water inside the kettle for long time otherwise it may cause damage to the heating element. To ensure long life, the kettle must be always kept clean.
4. Do not immerse the kettle in water
5. The kettle is intended for boiling water only.
6. Do not switch on the kettle without lid.
7. Do not tilt the kettle as shown in right picture, otherwise the water will leak from the steam muffle.
8. Do not try to repair kettle on your own. Please contact our authorized dealers or after-sales service center for any necessary repairs.


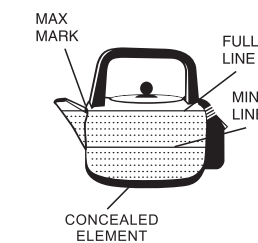


#### HOW TO CLEAN & CARE

1. Unplug before cleaning.
2. Use a soft damp cloth to wipe the kettle body.

#### INSTRUCTIONS FOR USE

1. Do not fill water above the full line, otherwise water may overflow while boiling. Make sure that the minimum water level is enough to cover the heating element.
2. Connect the receptacle to the power inlet. After that, connect the plug to the wall outlet. Switch on the power and press the switch button to start boiling the water.
3. The awitch button will automatically turn off when the water boiled.  
Caution : Do not touch the hot stainless steel surface.



#### IMPORTANT INSTRUCTION

Do not place the kettle near to hot surfaces and gas burner.

If the supply cord is damaged, it must be replaced with a special cord. Please contact our authorized dealers or after-sales service center for further details.

#### SPECIFICATION

Model	FK 5006
Capacity	5.0 Litres
Power supply	220 - 240V - 50Hz
Power consumption	1680 - 2000W

188.00 mm

188.00 mm